

# USAF Alman

# ac 1998

## ■ The Air Force in Facts and Figures

Edited by **Tamar A. Mehuron**, Associate Editor

### About the Almanac

On the following pages appears a variety of information and statistical material about the US Air Force—its people, organization, equipment, funding, activities, bases, and heroes. This “Almanac” section was compiled by the staff of *Air Force Magazine*. We especially acknowledge the help of the Secretary of the Air Force Office of Public Affairs in its role as liaison with Air Staff agencies in bringing up to date the comparable data from last year’s Almanac.

A word of caution: Personnel figures that appear in this section in different forms will not always agree (nor will they always agree with figures in command, field operating agency, and direct reporting unit reports or in the “Guide to USAF Installations Worldwide”) because of different cutoff dates, rounding, differing methods of reporting, or categories of personnel that are excluded in some cases. These figures do illustrate trends, however, and may be helpful in placing force fluctuations in perspective.

—THE EDITORS

## The Nation's Air Arm and Its Early Leaders

Designation	Commander (at highest rank)	Dates of Service
<b>Aeronautical Division, US Signal Corps</b> Aug. 1, 1907–July 18, 1914	<b>Chief, Aeronautical Division</b> Capt. Charles deForest Chandler..... Capt. Arthur S. Cowan .....	Aug. 1, 1907–1911 1911–unknown
<b>Aviation Section, US Signal Corps</b> July 18, 1914–May 20, 1918	<b>Chief, Aviation Section</b> Lt. Col. Samuel Reber..... Lt. Col. George O. Squier..... Lt. Col. John B. Bennet .....	July 18, 1914–May 5, 1916 May 20, 1916–Feb. 19, 1917 Feb. 19, 1917–May 20, 1918
<b>Division of Military Aeronautics</b> May 20, 1918–May 24, 1918	<b>Director of Military Aeronautics</b> Maj. Gen. William L. Kenly.....	May 20, 1918–August 1918 (Kept same title three months into absorption by Air Service)
<b>Air Service</b> May 24, 1918–July 2, 1926	<b>Director of Air Service</b> John D. Ryan .....	Aug. 28, 1918–Nov. 27, 1918 Maj. Gen. Charles T. Menoher..... Jan. 2, 1919–June 4, 1920
	<b>Chief of Air Service</b> Maj. Gen. Charles T. Menoher..... Maj. Gen. Mason M. Patrick .....	June 4, 1920–Oct. 4, 1921 Oct. 5, 1921–July 2, 1926
<b>Air Corps</b> July 2, 1926–Sept. 18, 1947 <sup>a</sup>	<b>Chief of Air Corps</b> Maj. Gen. Mason M. Patrick .....	July 2, 1926–Dec. 13, 1927 Maj. Gen. James E. Fechet..... Maj. Gen. Benjamin D. Foulois..... Maj. Gen. Oscar Westover..... Maj. Gen. Henry H. Arnold.....
		Dec. 14, 1927–Dec. 19, 1931 Dec. 20, 1931–Dec. 21, 1935 Dec. 22, 1935–Sept. 21, 1938 Sept. 29, 1938–June 20, 1941
<b>Army Air Forces</b> June 20, 1941–Sept. 18, 1947	<b>Chief, Army Air Forces</b> Lt. Gen. Henry H. Arnold.....	June 20, 1941–March 9, 1942
	<b>Commanding General, AAF</b> Gen. of the Army Henry H. Arnold..... Gen. Carl A. Spatz.....	March 9, 1942–Feb. 9, 1946 Feb. 9, 1946–Sept. 26, 1947
<b>United States Air Force</b> Sept. 18, 1947	<b>Chief of Staff, USAF</b> Gen. Carl A. Spatz.....	Sept. 26, 1947–April 29, 1948

For USAF leaders since 1948, see "USAF Leaders Through the Years." The title General of the Army for Henry H. Arnold was changed to General of the Air Force by an Act of Congress May 7, 1949. The position of Chief of Staff was established by a DoD–approved Army–Air Force Transfer Order issued Sept. 28, 1947.

<sup>a</sup>The Air Corps became a subordinate element of the Army Air Forces June 20, 1941. Since the Air Corps had been established by statute in 1926, its disestablishment required an act of Congress, which did not take place until 1947. Between March 9, 1942, and Sept. 18, 1947, the Air Corps continued to exist as a combatant arm of the Army, and personnel of the Army Air Forces were still assigned to the Air Corps.

## How the Air Force Is Organized

There is considerable variation in how the major commands and subordinate units of the Air Force are organized. This overview describes the typical organization chain.

The **Department of Defense (DoD)** is a Cabinet agency headed by the Secretary of Defense. It was created in 1947 to consolidate preexisting military agencies—the War Department and the Navy Department. Subordinate to DoD are the three military departments (Army, Navy, and Air Force), each headed by a civilian secretary.

The **Joint Chiefs of Staff (JCS)** constitute the corporate military leadership of DoD. The chairman and vice chairman of the JCS serve full-time in their positions. The service chiefs are the military heads

of their respective services, although JCS responsibilities take precedence.

The **Department of the Air Force** is headed by the Secretary of the Air Force, who is supported by a staff called the Secretariat. The Chief of Staff, USAF, heads the Air Staff, and the military heads of the major commands report to the Chief of Staff.

Most units of the Air Force are assigned to one of the **major commands** (see p. 74). Major commands are headed by general officers and have broad functional or geographic responsibility. Commands may be divided into **numbered air forces**.

The fundamental unit of the working Air Force is the **wing**. The typical air force base is built around a wing. Until recently, most

wings were headed by colonels but now are usually under the command of a general officer. An objective wing typically contains an **operations group**, which includes aircrews, intelligence units, and others; a **logistics group**, which can include maintenance and supply squadrons; a **support group**, which can include such functions as Security Police and civil engineers; and a **medical group**.

Most individual officers and airmen are assigned to a **squadron**, which may be composed of several flights.

In addition to these, there are numerous others, including centers, field operating agencies, and direct reporting units.



# People

## Air Force Personnel Strength

Year	Strength	Year	Strength	Year	Strength
1907	3	1937	19,147	1967	897,426
1908	13	1938	21,089	1968	904,759
1909	27	1939	23,455	1969	862,062
1910	11	1940	51,165	1970	791,078
1911	23	1941	152,125	1971	755,107
1912	51	1942	764,415	1972	725,635
1913	114	1943	2,197,114	1973	690,999
1914	122	1944	2,372,292	1974	643,795
1915	208	1945	2,282,259	1975	612,551
1916	311	1946	455,515	1976	585,207
1917	1,218	1947	305,827	1977	570,479
1918	195,023	1948	387,730	1978	569,491
1919	25,603	1949	419,347	1979	559,450
1920	9,050	1950	411,277	1980	557,969
1921	11,649	1951	788,381	1981	570,302
1922	9,642	1952	973,474	1982	582,845
1923	9,441	1953	977,593	1983	592,044
1924	10,547	1954	947,918	1984	597,125
1925	9,670	1955	959,946	1985	601,515
1926	9,674	1956	909,958	1986	608,199
1927	10,078	1957	919,835	1987	607,035
1928	10,549	1958	871,156	1988	576,446
1929	12,131	1959	840,028	1989	570,880
1930	13,531	1960	814,213	1990	535,233
1931	14,780	1961	820,490	1991	510,432
1932	15,028	1962	883,330	1992	470,315
1933	15,099	1963	868,644	1993	444,351
1934	15,861	1964	855,802	1994	426,327
1935	16,247	1965	823,633	1995	400,409
1936	17,233	1966	886,350	1996	389,001
				1997	377,385
				1998	371,577 <sup>a</sup>

<sup>a</sup> Programmed

## USAF Educational Levels

(As of Sept. 30, 1997)

Enlisted		
Level	Number	Percent
Below high school	43	0.01
High school	63,707	21.28
Some college		
( < 2 years)	133,739	44.67
AA/AS degree	40,464	13.52
2-3 years college	46,451	15.52
Baccalaureate degree	13,211	4.41
Master's degree or higher	1,758	0.59
<b>Total</b>	<b>299,373</b>	<b>100.00</b>

Officers		
Level	Number	Percent
Below baccalaureate/unknown	1,215	1.64
Baccalaureate degree	31,605	42.72
Master's degree	34,126	46.13
Doctoral and professional degrees	7,037	9.51
<b>Total</b>	<b>73,983</b>	<b>100.00</b>

Numbers are rounded and may not sum to totals. Total does not include 4,029 cadets.

## Active Duty Force Demographics

(As of Sept. 30, 1997)

Grade	Total	Blacks	Women	Other Minorities
<b>Officers</b>				
General	273	9	6	2
Colonel	3,818	119	240	78
Lieutenant Colonel	10,055	654	1,203	199
Major	15,738	995	2,243	400
Captain	29,702	1,723	5,220	1,388
First Lieutenant	7,688	458	1,712	555
Second Lieutenant	6,709	495	1,384	591
<b>Total</b>	<b>73,983</b>	<b>4,453</b>	<b>12,008</b>	<b>3,213</b>
<b>Enlisted</b>				
Chief Master Sergeant of the Air Force	1			
Chief Master Sergeant	3,021	577	262	55
Senior Master Sergeant	6,056	1,077	658	174
Master Sergeant	30,794	6,335	3,417	1,233
Technical Sergeant	36,776	7,362	4,415	1,644
Staff Sergeant	77,911	14,580	10,847	4,253
Sergeant/Senior Airman	72,415	10,719	15,237	4,180
Airman First Class	43,277	6,705	10,763	4,590
Airman	17,867	3,109	4,717	1,890
Airman Basic	11,255	1,951	2,851	1,122
<b>Total</b>	<b>299,373</b>	<b>52,415</b>	<b>53,167</b>	<b>19,141</b>
<b>Total personnel</b>	<b>373,356</b>	<b>56,868</b>	<b>65,175</b>	<b>22,354</b>

Average ages of military personnel : Officers 35, Enlisted 28

Total does not include 4,029 cadets.

## Armed Forces Manpower Trends

(End strength figures in thousands)

	FY92	FY93	FY94	FY95	FY96	FY97	FY98	FY99 <sup>a</sup>
<b>Active duty military</b>								
Air Force	470	444	426	400	389	377	371	371
Army	611	572	541	509	491	492	488	480
Marine Corps	185	178	174	175	175	174	173	172
Navy	542	510	469	435	417	396	387	373
<b>Total</b>	<b>1,808</b>	<b>1,705</b>	<b>1,611</b>	<b>1,519</b>	<b>1,472</b>	<b>1,439</b>	<b>1,419</b>	<b>1,396</b>
<b>Selected Guard and Reserve</b>								
Air National Guard	119	117	114	110	110	110	108	107
AFRC	82	81	80	78	74	72	73	74
Army National Guard	426	410	397	375	370	370	362	357
Army Reserve	303	276	260	241	226	213	208	208
Marine Corps Reserve	42	42	41	41	42	42	41	40
Naval Reserve	142	132	108	101	98	95	94	91
<b>Total</b>	<b>1,114</b>	<b>1,058</b>	<b>998</b>	<b>946</b>	<b>920</b>	<b>902</b>	<b>886</b>	<b>877</b>
<b>Direct-hire civilian<sup>b</sup></b>								
Air Force <sup>c</sup>	321.2	295.7	262.7	249.1	238.1	236.6	171.8	163.1
Army <sup>c</sup>	309.3	284.6	266.1	248.8	229.4	214.2	226.3	222.1
Navy/Marine Corps	205.9	200.3	188.2	182.0	176.0	174.6	204.1	201.1
Defense agencies	136.8	150.8	151.3	141.9	135.4	134.7	128.8	122.3
<b>Total<sup>c</sup></b>	<b>973.2</b>	<b>931.4</b>	<b>868.3</b>	<b>821.7</b>	<b>778.9</b>	<b>760.0</b>	<b>731.0</b>	<b>708.6</b>

Numbers are rounded and may not sum to totals.

<sup>a</sup> Programmed manpower as of FY 1999 Clinton Administration DoD budget.

<sup>b</sup> Full-time equivalents.

<sup>c</sup> Includes Army and Air National Guard technicians, who were converted from state to federal employees in FY 1969.

## USAF Personnel Strength by Commands, FOAs, and DRUs

(DoD figures as of Sept. 30, 1997)

	Military	Civilian	Total
<b>Major commands</b>			
Air Combat Command (ACC).....	90,164	11,519	101,683
Air Education and Training Command (AETC) .....	65,729	14,382	80,111
Air Force Materiel Command (AFMC).....	32,509	71,085	103,594
Air Force Space Command (AFSPC).....	21,057	4,738	25,795
Air Force Special Operations Command (AFSOC).....	9,428	538	9,966
Air Mobility Command (AMC) .....	54,304	8,955	63,259
Pacific Air Forces (PACAF) .....	32,866	8,679	41,545
United States Air Forces in Europe (USAFE).....	26,904	5,092	31,996
Air Force Reserve Command (AFRC).....	345	14,573	14,918
<b>Total major commands</b> .....	<b>333,306</b>	<b>139,561</b>	<b>472,867</b>
<b>Field operating agencies (FOAs)</b>			
Air Force Agency for Modeling and Simulation.....	18	0	18
Air Force Audit Agency .....	2	903	905
Air Force Base Conversion Agency .....	0	311	311
Air Force Center for Environmental Excellence.....	48	362	410
Air Force Center for Quality and Management.....	136	82	218
Air Force Civil Engineer Support Agency.....	98	115	213
Air Force Cost Analysis Agency.....	28	69	97
Air Force Flight Standards Agency .....	135	22	157
Air Force Historical Research Agency .....	11	52	63
Air Force History Support Office .....	6	34	40
Air Force Inspection Agency.....	124	23	147
Air Force Legal Services Agency.....	388	123	511
Air Force Logistics Management Agency.....	49	14	63
Air Force Medical Operations Agency.....	55	70	125
Air Force Medical Support Agency .....	46	37	83
Air Force News Agency .....	362	114	476
Air Force Office of Special Investigations.....	1,417	415	1,832
Air Force Operations Group.....	218	14	232
Air Force Personnel Center .....	942	809	1,751
Air Force Personnel Operations Agency .....	42	22	64
Air Force Program Executive Office .....	38	13	51
Air Force Real Estate Agency.....	0	12	12
Air Force Review Boards Agency.....	10	36	46
Air Force Safety Center .....	70	59	129
Air Force Services Agency .....	63	205	268
Air Force Studies and Analyses Agency .....	85	22	107
Air Force Technical Applications Center.....	849	0	849
Air Force Weather Agency.....	819	230	1,049
Air Intelligence Agency.....	10,637	2,102	12,739
Air National Guard Readiness Center.....	92	478	570
Joint Combat Rescue Agency.....	12	2	14
Joint Services Survival, Evasion, Resistance, and Escape Agency.....	32	73	105
<b>Total FOAs</b> .....	<b>16,832</b>	<b>6,823</b>	<b>23,655</b>
<b>Direct reporting units (DRUs)</b>			
Air Force Communications & Information Center .....	841	640	1,481
Air Force Doctrine Center.....	51	6	57
Air Force Operational Test and Evaluation Center.....	545	187	732
Air Force Security Forces Center.....	216	15	231
United States Air Force Academy .....	2,246	1,785	4,031
11th Wing .....	1,514	846	2,360
<b>Total DRUs</b> .....	<b>5,413</b>	<b>3,479</b>	<b>8,892</b>
<b>Other</b>			
Other Active Duty .....	17,805	29,321	47,126
USFAA cadets .....	4,029		4,029
<b>Total for all categories</b> .....	<b>377,385</b>	<b>179,184</b>	<b>552,540</b>

<sup>a</sup>Includes Air Reserve technicians.....

## USAF Personnel by Geographic Area

(As of Sept. 30, 1997)

<b>Total military personnel</b> .....	<b>377,385</b>
<b>US territory and special locations</b> .....	<b>315,133</b>
<b>Total in foreign countries</b> .....	<b>62,252</b>
<b>Western and southern Europe</b> .....	
Germany .....	15,171
UK.....	9,596
Turkey .....	2,516
Italy .....	4,190
Spain.....	223
All other countries .....	2,804
<b>East Asia and Pacific</b> .....	
Japan/Okinawa.....	14,027
South Korea .....	8,618
Guam .....	2,049
All other countries .....	364
<b>Africa, Near East, south Asia</b> .....	
Saudi Arabia.....	226
Egypt.....	64
All other countries .....	132
<b>Western hemisphere</b> .....	
Panama.....	1,814
Canada .....	89
All other countries .....	143
<b>Other areas</b> .....	
	<b>226</b>

## Active Duty Force by Grade

(As of Sept. 30, 1997)

Grade	Number
<b>Officers</b>	
General	11
Lieutenant General	36
Major General	81
Brigadier General	145
Colonel	3,818
Lieutenant Colonel	10,055
Major	15,738
Captain	29,702
First Lieutenant	7,688
Second Lieutenant	6,709
<b>Total</b>	<b>73,983</b>
Cadets	4,029
<b>Enlisted</b>	
Chief Master Sergeant of the Air Force	1
Chief Master Sergeant	3,021
Senior Master Sergeant	6,056
Master Sergeant	30,794
Technical Sergeant	36,776
Staff Sergeant	77,911
Sergeant/Senior Airman	72,415
Airman First Class	43,277
Airman	17,867
Airman Basic	11,255
<b>Total</b>	<b>299,373</b>

## Air Force Installations

	FY94	FY95	FY96	FY97	FY98	FY99
<b>Major installations</b>						
US and possessions.....	85	79	77	75	74	74
Foreign.....	17	15	13	13	13	13
Worldwide.....	102	94	90	88	87	87
<b>Minor installations</b>						
US and possessions.....	110	113	84	85	82	80
Foreign.....	12	7	4	4	4	3
Worldwide.....	122	120	88	89	86	83

Includes Air National Guard and Air Force Reserve Command.

### Specialties in the Enlisted Force

(As of Sept. 30, 1997)

Code	Career Field	Assigned	Percentage
1A	Aircrew Operations.....	6,797	2.3
1C	Command Control Systems Operations.....	11,596	3.9
1N	Intelligence.....	11,335	3.8
1S	Safety.....	386	0.1
1T	Aircrew Protection.....	2,570	0.9
1W	Weather.....	2,566	0.9
2A	Manned Aerospace Maintenance.....	64,040	21.4
2E	Communications—Electronics Systems.....	16,558	5.5
2F	Fuels.....	3,955	1.3
2G	Logistics Plans.....	717	0.2
2M	Missile & Space Systems Maintenance.....	2,919	1.0
2P	Precision Measurement.....	1,502	0.5
2R	Maintenance Management Systems.....	1,840	0.6
2S	Supply.....	13,827	4.6
2T	Transportation & Vehicle Maintenance.....	12,893	4.3
2W	Munitions & Weapons.....	15,591	5.2
3A	Information Management.....	12,644	4.2
3C	Communications—Computer Systems.....	14,763	4.9
3E	Civil Engineering.....	18,761	6.3
3H	Historian.....	107	<0.1
3M	Morale, Welfare, Recreation, & Services.....	4,753	1.6
3N	Public Affairs.....	1,648	0.6
3P	Security Forces <sup>a</sup> .....	20,408	6.8
3R	Printing Management.....	178	<0.1
3S	Mission Support.....	9,911	3.3
3U	Manpower.....	731	0.2
3V	Visual Information.....	1,677	0.6
4X	Medical.....	23,912	8.0
4Y	Dental.....	2,682	1.0
5J	Paralegal.....	1,068	0.4
5R	Chapel Service Support.....	482	0.2
6C	Contracting.....	1,304	0.4
6F	Financial.....	3,970	1.3
7S	Special Investigation.....	731	0.2
8	Special Duty Identifiers.....	6,193	2.1
9	Reporting Identifiers.....	4,354	1.5
	Unassigned.....	4	—
<b>Total</b>		<b>299,373</b>	<b>100</b>

Percentages have been rounded. <sup>a</sup>Changed from Security Police Oct. 31, 1997.

### Specialties in the Officer Force

(As of Sept. 30, 1997)

Code	Utilization Field Title	Assigned	Percentage
X0	Commander & Director.....	920	1.2
11	Pilot.....	13,410	18.1
12	Navigator.....	4,632	6.3
13	Space, Missile, Command & Control.....	4,898	6.6
14	Intelligence.....	2,820	3.8
15	Weather.....	751	1.0
16	Operations Support.....	1,392	1.9
21	Aircraft Maintenance & Munitions.....	4,268	5.8
31	Security Forces <sup>a</sup> .....	739	1.0
32	Civil Engineering.....	1,601	2.2
33	Communications—Computer Systems.....	4,867	6.6
34	Morale, Welfare, Recreation, & Services.....	363	0.5
35	Public Affairs.....	412	0.6
36	Personnel.....	1,755	2.4
37	Information Management*.....	—	—
38	Manpower.....	338	0.5
4X	Medical.....	13,590	18.4
51	Law.....	1,303	1.8
52	Chaplain.....	602	0.8
61	Scientific/Research.....	1,091	1.5
62	Developmental Engineering.....	3,022	4.1
63	Acquisition.....	2,407	3.3
64	Contracting.....	1,060	1.4
65	Financial.....	972	1.3
71	Special Investigations.....	363	0.5
8X	Special Duty Identifiers.....	1,924	2.6
9X	Reporting Identifiers.....	4,480	6.0
	Other.....	3	—
<b>Total</b>		<b>73,983</b>	<b>100</b>

\* Merged with 33/36.

<sup>a</sup>Changed from Security Police Oct. 31, 1997.

Total does not include 4,029 cadets. Percentages have been rounded.

## USAF Total Force

	FY92	FY93	FY94	FY95	FY96	FY97	FY98
<b>Air Force active duty</b>							
Officers	90,400	84,073	81,003	78,444	76,388	73,983	72,732
Enlisted	375,700	356,126	341,317	317,938	308,608	299,373	294,845
Cadets	4,215	4,152	4,007	4,027	4,005	4,029	4,000
<b>Total Air Force military</b>	<b>470,315</b>	<b>444,351</b>	<b>426,327</b>	<b>400,409</b>	<b>389,001</b>	<b>377,385</b>	<b>371,577</b>
<b>Career reenlistments (second term)</b>							
Rate	88%	90%	89%	88%	87%	86%	86%
<b>First-term reenlistments</b>							
Rate	59%	61%	60%	65%	59%	56%	56%
<b>Civilian personnel</b>							
Direct hire (excluding technicians)	170,549	158,631	155,385	146,180	143,662	139,517	134,097
ANG	24,741	24,958	24,063	24,174	23,931	23,404	22,968
Technicians: AFRC	10,467	9,827	9,398	9,432	9,436	9,422	9,634
Indirect hire—foreign nationals	8,652	8,246	7,643	6,643	6,695	6,841	6,433
<b>Total civilian personnel</b>	<b>214,409</b>	<b>201,662</b>	<b>196,489</b>	<b>186,429</b>	<b>183,724</b>	<b>179,184</b>	<b>173,132</b>
<b>Guard and Reserve</b>							
Air National Guard, Selected Reserve	119,083	117,162	113,587	109,826	110,471	110,023	108,057
AFRC, paid	83,396	80,562	79,621	78,706	76,138	73,311	73,598
AFRC, nonpaid	74,330	111,509	98,848	99,000	71,910	66,827	66,750
<b>Total Ready Reserve</b>	<b>276,809</b>	<b>309,233</b>	<b>292,056</b>	<b>287,532</b>	<b>258,519</b>	<b>250,161</b>	<b>248,405</b>
Standby	16,000	13,042	9,926	14,435	14,437	14,500	13,200
<b>Total Guard and Reserve</b>	<b>292,809</b>	<b>322,275</b>	<b>301,982</b>	<b>301,967</b>	<b>272,956</b>	<b>264,661</b>	<b>261,605</b>

Numbers are rounded and may not sum to totals. FYs 1992–97 are actual figures; FY 1998 is an estimate.

## The Civilian Force

(As of Sept. 30, 1997)

		Wage Grade Leader		Supervisory		General Schedule/ Other		Air Force Civilian Personnel: Average Age and Length of Service	
		Grade	Force	Grade	Force	Grade	Force		
ST <sup>a</sup> .....	26							Average length of service	
SES <sup>b</sup> .....	167							(overall) .....	
Other .....	276							General schedule .....	
<b>Total .....</b>	<b>99,670</b>	1.....	0	1.....	11	1.....	1	Federal wage system.....	
		2.....	6	2.....	25	2.....	42	Average age .....	
		3.....	3	3.....	35	3.....	806		
<b>Wage Grade</b>		4.....	1	4.....	59	4.....	4,419		
		5.....	27	5.....	84	5.....	11,276		
		6.....	34	6.....	157	6.....	6,969		
<b>Grade Force</b>		7.....	51	7.....	222	7.....	9,156		
1.....	3	8.....	103	8.....	270	8.....	1,332		
2.....	251	9.....	278	9.....	995	9.....	13,089		
3.....	271	10.....	850	10.....	1,265	10.....	826		
4.....	152	11.....	118	11.....	486	11.....	16,441		
5.....	1,065	12.....	47	12.....	261	12.....	19,758		
6.....	1,163	13.....	0	13.....	161	13.....	10,611		
7.....	1,761	14.....	1	14.....	196	14.....	3,266		
8.....	3,267	15.....	0	15.....	131	15.....	1,209		
9.....	3,602	<b>Total .....</b>	<b>1,519</b>	16.....	88	16.....	0		
10.....	14,603			17.....	40	17.....	0		
11.....	3,979	<b>Wage Grade</b>		18.....	19	18.....	0		
12.....	1,705								
13.....	233								
14.....	83								
15.....	1								
<b>Total .....</b>	<b>32,139</b>								

Includes active Title 5 civilians with permanent appointments, US citizens only.

Excludes Title 32 technicians, temporary employees, and foreign/local nationals.

<sup>a</sup>Scientific and Technical.

<sup>b</sup>Senior Executive Service (Includes ES, IE, and IP).





# Budgets

## Terms Explained

Funding levels can be expressed in several ways. **Budget authority** is the value of new obligations that the federal government is authorized to incur. These include some obligations to be met in later years. Figures can also be expressed in **outlays** (actual expenditures, some of which are covered by amounts that were authorized in previous years).

Another difference concerns the value of money. When funding is in **current** or **then-year** dollars, no adjustment for inflation has taken place. This is the actual amount of dollars that has been or is to be spent, budgeted, or forecast. When funding is expressed in **constant dollars**, or **real dollars**, the effect of inflation has been factored out to make direct comparisons between budget years possible. A specific year, often the

present one, is chosen as a baseline for constant dollars.

Normally, Congress first authorizes payment, then appropriates it. **Authorization** is an act of Congress that establishes or continues a federal program or agency and sets forth guidelines to which it must adhere. **Appropriation** is an act of Congress that enables federal agencies to spend money for specific purposes.

## Annual Pay for Federal Civilians

(Effective Jan. 1, 1998)

### General Schedule

Grade	Step 1	Step 2	Step 3	Step 4	Step 5	Step 6	Step 7	Step 8	Step 9	Step 10
GS-1	\$12,960	\$13,392	\$13,823	\$14,252	\$14,685	\$14,938	\$15,362	\$15,791	\$15,809	\$16,214
GS-2	14,571	14,918	15,401	15,809	15,985	16,455	16,925	17,395	17,865	18,335
GS-3	15,899	16,429	16,959	17,489	18,019	18,549	19,079	19,609	20,139	20,669
GS-4	17,848	18,443	19,038	19,633	20,228	20,823	21,418	22,013	22,608	23,203
GS-5	19,969	20,635	21,301	21,967	22,633	23,299	23,965	24,631	25,297	25,963
GS-6	22,258	23,000	23,742	24,484	25,226	25,968	26,710	27,452	28,194	28,936
GS-7	24,734	25,558	26,382	27,206	28,030	28,854	29,678	30,502	31,326	32,150
GS-8	27,393	28,306	29,219	30,132	31,045	31,958	32,871	33,784	34,697	35,610
GS-9	30,257	31,266	32,275	33,284	34,293	35,302	36,311	37,320	38,329	39,338
GS-10	33,320	34,431	35,542	36,653	37,764	38,875	39,986	41,097	42,208	43,319
GS-11	36,609	37,829	39,049	40,269	41,489	42,709	43,929	45,149	46,369	47,589
GS-12	43,876	45,339	46,802	48,265	49,728	51,191	52,654	54,117	55,580	57,043
GS-13	52,176	53,915	55,654	57,393	59,132	60,871	62,610	64,349	66,088	67,827
GS-14	61,656	63,711	65,766	67,821	69,876	71,931	73,986	76,041	78,096	80,151
GS-15	72,525	74,943	77,361	79,779	82,197	84,615	87,033	89,451	91,869	94,287

### Senior Executive Service

ES-1	ES-2	ES-3	ES-4	ES-5	ES-6
\$99,200	\$103,900	\$108,600	\$114,500	\$118,400	\$118,400

**NOTE:** Since January 1994, locality-based comparability payments have been applied to General Schedule (GS) and Senior Executive Service (ES) positions in the continental United States. In other words, pay is higher in areas of the US where nonfederal salaries are higher. Because there are 30 locality pay areas recognized by the Office of Personnel Management, there are in effect 30 different GS and ES pay schedules based on the schedule above. Locality pay adjustments do not apply to employees already receiving special salary rates that exceed the locality rate nor to overseas employees.

## Aviation Career Incentive Pay

Phase I		Phase II	
Monthly Rate	Years of Aviation Service as an Officer	Monthly Rate	Years of Service as an Officer
\$125	2 or fewer	\$585	more than 18
156	more than 2	495	more than 20
188	more than 3	385	more than 22
206	more than 4	250	more than 25
650	more than 6		

Provided to qualified rated officers and flight surgeons.

Officers in pay grade O-7 are paid \$200 per month. Officers in pay grade O-8 or above are paid \$206 per month.

Continuous pay ends following the 25th year of service. Grades O-6 and below with more than 25 years of service may receive \$250 per month for continued operational flying.

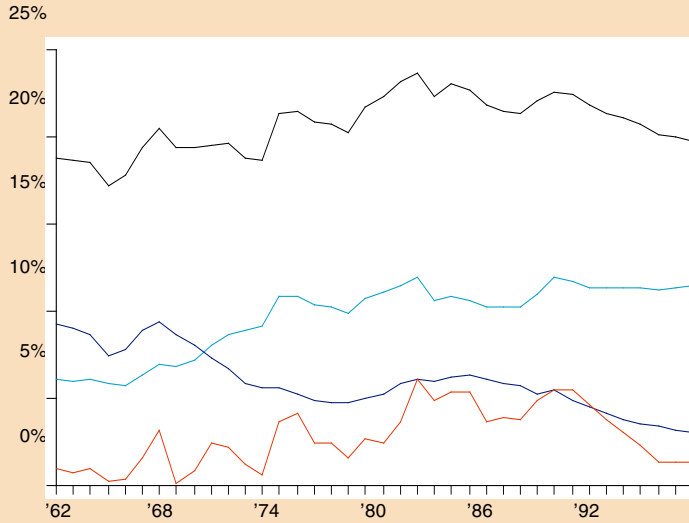
## Hazardous Duty Pay

Effective Jan. 1, 1998

Pay Grade	Monthly Rate	Pay Grade	Monthly Rate
O-10	\$150	E-9	\$200
O-9	150	E-8	200
O-8	150	E-7	200
O-7	150	E-6	175
O-6	250	E-5	150
O-5	250	E-4	150
O-4	225	E-3	150
O-3	175	E-2	150
O-2	150	E-1	150
O-1	150		



## Federal Budget Categories as Percentages of GDP

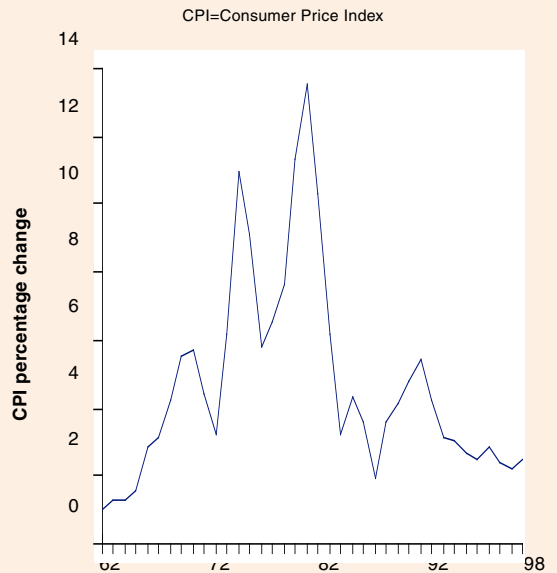


Year	Outlays	Deficit	Entitlements	Defense
1962	18.8	1.0	6.1	9.3
1963	18.6	0.7	6.0	9.0
1964	18.5	1.0	6.1	8.6
1965	17.2	0.2	5.8	7.4
1966	17.8	0.4	5.7	7.8
1967	19.4	1.6	6.3	8.9
1968	20.5	3.2	6.9	9.4
1969	19.4	0.1	6.8	8.7
1970	19.4	0.9	7.2	8.1
1971	19.5	2.4	8.1	7.3
1972	19.6	2.2	8.6	6.7
1973	18.8	1.2	8.9	5.9
1974	18.7	0.6	9.1	5.6
1975	21.4	3.6	10.9	5.6
1976	21.5	4.1	10.9	5.2
1977	20.8	2.5	10.4	4.9
1978	20.7	2.5	10.3	4.7
1979	20.2	1.6	9.9	4.7
1980	21.7	2.7	10.7	5.0
1981	22.3	2.4	11.1	5.2
1982	23.2	3.7	11.5	5.8
1983	23.6	6.1	12.0	6.1
1984	22.3	4.9	10.6	6.0
1985	23.0	5.4	10.9	6.2
1986	22.7	5.4	10.6	6.3
1987	21.8	3.7	10.3	6.1
1988	21.5	3.9	10.2	5.9
1989	21.4	3.8	10.3	5.7
1990	22.1	4.9	11.0	5.3
1991	22.6	5.5	12.0	5.5
1992	22.5	5.5	11.7	4.9
1993	21.8	4.6	11.4	4.5
1994	21.3	3.8	11.4	4.1
1995	21.1	3.1	11.4	3.8
1996	20.7	2.3	11.4	3.5
1997	20.1	1.3	11.2	3.4
1998	20.0	1.3	11.3	3.2
1999	19.8	1.3	11.5	3.1

## Explanatory Note

Data for 1962–97 are historical. Data for 1998–99 are projections. These four tables are based on “The Economic and Budget Outlook: Fiscal Years 1999–2008,” published by the Congressional Budget Office, January 1998. (Constant dollar figures are derived.)

## Inflation Rates



Year	% change	Year	% change
1981	10.3	1962	1.0
1982	6.2	1963	1.3
1983	3.2	1964	1.3
1984	4.3	1965	1.6
1985	3.6	1966	2.9
1986	1.9	1967	3.1
1987	3.6	1968	4.2
1988	4.1	1969	5.5
1989	4.8	1970	5.7
1990	5.4	1971	4.4
1991	4.2	1972	3.2
1992	3.1	1973	6.2
1993	3.0	1974	11.0
1994	2.7	1975	9.1
1995	2.5	1976	5.8
1996	2.9	1977	6.5
1997	2.4	1978	7.6
1998	2.2	1979	11.3
1999	2.5	1980	13.5

### Federal Budget Categories

Current \$ billions

### Federal Budget Categories

Constant FY99 \$ billions

Year	Outlays	Deficit	Entitlements	Defense	Year	Outlays	Deficit	Entitlements	Defense
1962	\$106.8	\$5.9	\$34.7	\$52.6	1962	593.9	32.8	193.0	292.5
1963	111.3	4.0	36.2	53.7	1963	611.0	22.0	198.7	294.8
1964	118.5	6.5	38.9	55.0	1964	642.1	35.2	210.8	298.0
1965	118.2	1.6	39.7	51.0	1965	630.4	8.5	211.7	272.0
1966	134.5	3.1	43.4	59.0	1966	697.1	16.1	225.0	305.8
1967	157.5	12.6	50.9	72.0	1967	791.8	63.3	255.9	362.0
1968	178.1	27.7	59.7	82.2	1968	859.3	133.6	288.0	396.6
1969	183.6	0.5	64.7	82.7	1969	839.6	2.3	295.9	378.2
1970	195.6	8.7	72.6	81.9	1970	846.3	37.6	314.1	354.4
1971	210.2	26.1	86.9	79.0	1971	871.1	108.2	360.1	327.4
1972	230.7	26.4	100.9	79.3	1972	926.4	106.0	405.2	318.5
1973	245.7	15.4	116.1	77.1	1973	929.1	58.2	439.0	291.5
1974	269.4	8.0	131.0	80.7	1974	917.7	27.3	446.3	274.9
1975	332.3	55.3	169.6	87.6	1975	1,037.6	172.7	529.6	273.5
1976	371.8	70.5	189.4	89.9	1976	1,097.3	208.1	559.0	265.3
1977	409.2	49.8	204.0	97.5	1977	1,134.0	138.0	565.3	270.2
1978	458.7	54.9	227.7	104.6	1978	1,181.3	141.4	586.4	269.4
1979	504.0	38.7	247.3	116.8	1979	1,166.2	89.5	572.2	270.3
1980	590.9	72.7	291.5	134.6	1980	1,204.7	148.2	594.3	274.4
1981	678.2	74.0	339.6	158.0	1981	1,253.5	136.8	627.7	292.0
1982	745.8	120.1	370.9	185.9	1982	1,298.0	209.0	645.5	323.5
1983	808.4	208.0	410.7	209.9	1983	1,363.3	350.8	692.6	354.0
1984	851.9	185.7	405.8	228.0	1984	1,377.5	300.3	656.2	368.7
1985	946.5	221.7	448.4	253.1	1985	1,477.1	346.0	699.8	395.0
1986	990.5	238.0	462.0	273.8	1986	1,517.1	364.5	707.6	419.4
1987	1,004.1	169.3	474.4	282.5	1987	1,484.5	250.3	701.4	417.7
1988	1,064.5	194.0	505.3	290.9	1988	1,511.8	275.5	717.6	413.1
1989	1,143.7	205.2	549.6	304.0	1989	1,549.9	278.1	744.8	412.0
1990	1,253.2	277.8	627.3	300.1	1990	1,611.3	357.2	806.5	385.8
1991	1,324.4	321.6	702.6	319.7	1991	1,634.2	396.8	866.9	394.5
1992	1,381.7	340.5	716.6	302.6	1992	1,653.6	407.5	857.6	362.2
1993	1,409.4	300.4	736.8	292.4	1993	1,637.6	349.0	856.1	339.8
1994	1,461.7	258.8	784.0	282.3	1994	1,653.8	292.8	887.0	319.4
1995	1,515.7	226.3	818.2	273.6	1995	1,673.0	249.8	903.1	302.0
1996	1,560.5	174.0	857.5	266.0	1996	1,673.9	186.6	919.8	285.3
1997	1,600.9	103.3	894.6	271.9	1997	1,677.0	108.2	937.1	284.8
1998	1,670.0	105.0	950.0	269.0	1998	1,711.8	107.6	973.8	275.7
1999	1,731.0	115.0	1,003.0	267.0	1999	1,731.0	115.0	1,003.0	267.0

### The 1990s Air Force

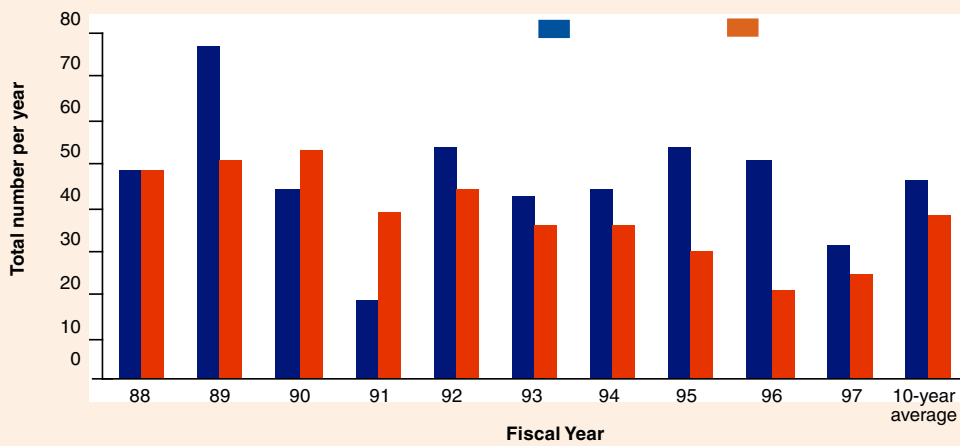
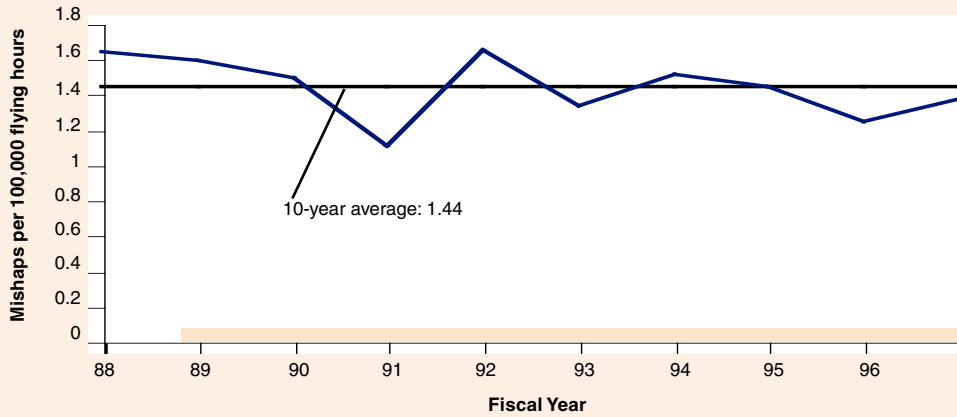
Total Obligation Authority, FY99 Constant Billions

	FY90	FY91	FY92	FY93	FY94	FY95	FY96	FY97	FY98	FY99
<b>Forces</b>										
Strategic Forces	\$15.7	\$14.6	\$12.2	\$9.6	\$6.2	\$5.1	\$5.1	\$3.9	\$4.3	\$3.9
General-Purpose Forces	25.7	24.5	20.1	17.6	17.3	16.8	16.8	16.3	15.9	16.4
Airlift Forces	6.7	5.9	6.9	8.1	8.6	9.0	8.6	8.6	8.5	9.3
Guard and Reserve Forces	7.4	6.5	6.9	7.1	7.2	7.5	7.1	7.0	7.3	7.2
Special Operations Forces	1.4	0.3	0.3	0.4	0.4	0.4	0.4	0.4	0.4	0.4
<b>Total</b>	56.8	51.7	46.5	42.8	39.7	38.7	38.1	36.2	36.4	37.3
<b>Support</b>										
Intelligence & Communications	\$21.5	\$20.0	\$21.4	\$21.1	\$20.5	\$17.9	\$18.3	\$18.0	\$18.5	\$18.7
Research & Development	10.9	9.4	9.0	8.4	7.4	8.4	8.4	8.2	7.8	7.0
Central Supply & Maintenance	12.1	10.4	7.1	6.4	4.4	4.4	4.1	3.9	3.8	4.0
Training, Medical, & General Personnel	11.9	13.6	9.4	9.1	8.5	8.8	8.6	8.1	8.2	8.2
Administration & Other	1.7	1.7	1.7	1.6	1.7	1.5	1.6	1.7	1.5	1.9
<b>Total</b>	58.1	55.0	48.6	46.6	42.5	40.9	40.9	39.8	39.8	39.8

Totals do not sum due to rounding.

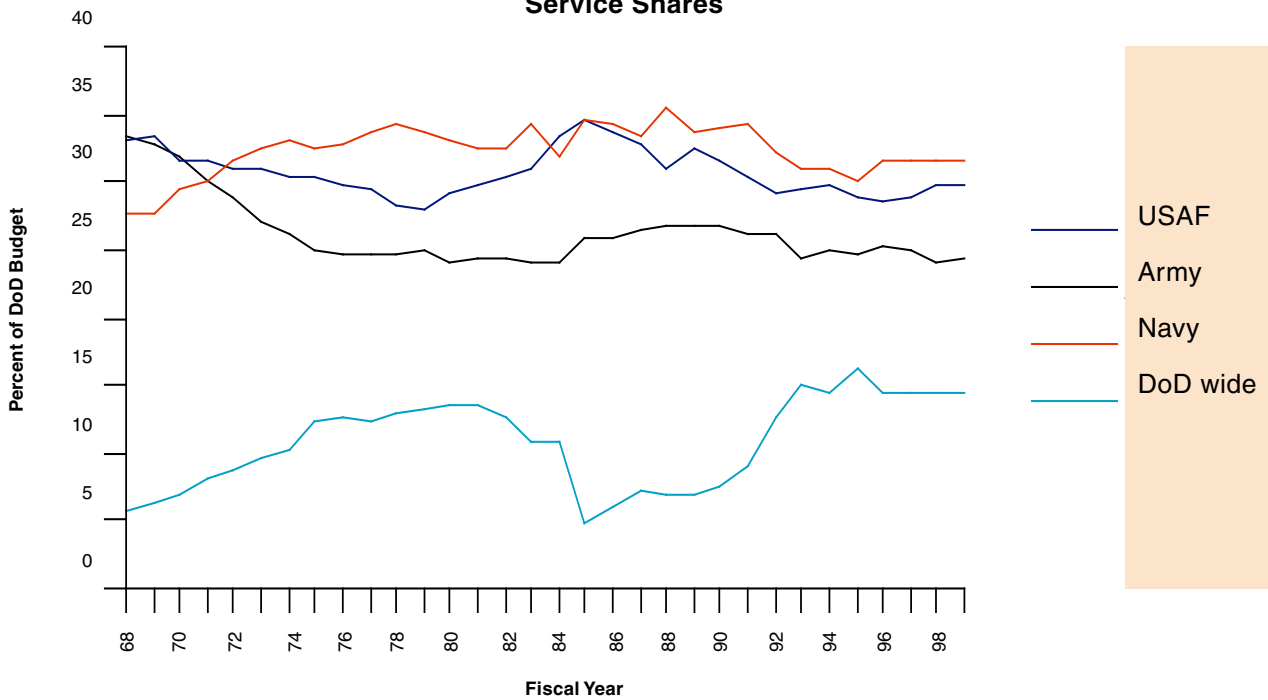
### Class A Aircraft Mishaps

(Loss of life, permanent total disability, destroyed aircraft, or more than \$1 million in property damage)



Data provided by USAF.

### Service Shares



## Defense Department Budget Top Line and Service Shares

(\$ billions)

	FY98	FY99	FY00	FY01	FY02	FY03
<b>Budget authority</b>						
(current \$).....	254.9	257.3	262.9	271.1	274.3	284.0
<b>Budget authority</b>						
(constant FY99 \$).....	260.1	257.3	257.2	259.5	256.7	259.7
<b>Outlays</b>						
(current \$).....	251.4	252.6	255.8	257.1	259.7	275.8
<b>Outlays</b>						
(constant FY99 \$).....	256.4	252.6	250.4	246.2	243.2	252.9

FY95 FY96 FY97 FY98 FY99

<b>Service Shares</b> (budget authority, current \$ billions)						
Air Force .....	74.4	73.0	72.4	74.4	76.7	
Army .....	62.7	64.5	62.4	60.5	63.8	
Navy.....	78.2	80.0	78.9	80.9	81.3	
Defense agencies, DoD-wide.....	37.3	37.0	36.4	39.0	35.4	
<b>Total .....</b>	<b>252.6</b>	<b>254.4</b>	<b>250.0</b>	<b>254.9</b>	<b>257.3</b>	
<b>Percentages</b> (budget authority)						
Air Force .....	29.5	28.7	29.0	29.2	29.8	
Army .....	24.8	25.4	25.0	23.7	24.8	
Navy.....	30.9	31.4	31.6	31.7	31.6	
Defense agencies, DoD-wide.....	14.8	14.5	14.5	15.3	13.8	

Fiscal 1999 figures are those contained in the Clinton Administration's budget request. Numbers have been rounded.

	Pay Grade	With Dependents	Without Dependents
O-10.....	\$1,362.06	\$1,154.81	
O-9.....	1,362.06	1,154.81	
O-8.....	1,362.06	1,154.81	
O-7.....	1,362.06	1,154.81	
O-6.....	1,224.38	1,048.21	
O-5.....	1,163.61	994.57	
O-4.....	1,026.16	923.48	
O-3.....	841.68	730.83	
O-2.....	719.67	568.67	
O-1.....	652.57	484.85	
O-3E .....	914.19	801.70	
O-2E .....	822.58	670.96	
O-1E .....	764.82	565.14	
E-9 .....	874.56	678.23	
E-8 .....	804.21	629.14	
E-7 .....	747.83	534.71	
E-6 .....	690.39	489.08	
E-5 .....	620.59	450.83	
E-4 .....	540.00	404.35	
E-3 .....	504.27	402.60	
E-2 .....	490.76	400.45	
E-1 .....	488.07	380.44	

Note: All data are averages.

## Air Force Budget—A 10-Year Perspective

(Budget authority in \$ millions)

FY89	FY90	FY91	FY92	FY93	FY94	FY95	FY96	FY97	FY98	
<b>Current dollars</b>										
Military personnel	\$21,851	\$21,777	\$22,755	\$21,381	\$20,141	\$18,168	\$19,602	\$19,309	\$19,186	\$19,253
Operations and maintenance	24,973	25,160	29,061	22,816	22,179	24,525	24,561	23,519	22,728	23,479
Procurement	30,981	30,276	24,041	23,249	21,803	17,716	16,529	15,558	14,247	15,503
RDT&E	14,696	13,507	12,207	12,867	12,979	12,021	11,787	12,427	14,017	14,031
Military construction	1,445	1,453	1,117	1,200	1,053	1,554	816	1,285	1,567	1,439
Family housing	921	870	888	1,112	1,212	923	1,106	1,124	1,135	1,111
Rev. and mgmt. funds	187	121	1,672	n/a	n/a	n/a	n/a	n/a	790	33
Trust and receipts	-369	-274	-485	-286	-221	-332	-470	-231	-453	-440
<b>Total</b>	<b>94,685</b>	<b>92,890</b>	<b>91,257</b>	<b>82,340</b>	<b>79,146</b>	<b>74,575</b>	<b>73,933</b>	<b>72,992</b>	<b>73,218</b>	<b>74,409</b>
<b>Constant FY99 dollars</b>										
Military personnel	29,121	28,557	28,529	26,025	23,490	20,677	21,782	20,969	20,263	19,810
Operations and maintenance	32,528	31,942	33,115	26,767	25,286	27,226	26,987	25,244	23,821	23,824
Procurement	38,083	35,986	27,787	26,250	24,121	19,240	17,629	16,311	14,702	15,756
RDT&E	18,449	16,318	14,216	14,618	14,424	13,106	12,611	13,047	14,467	14,260
Military construction	1,773	1,722	1,288	1,353	1,165	1,686	869	1,348	1,618	1,464
Family housing	1,154	1,051	1,027	1,261	1,344	1,003	1,182	1,178	1,170	1,127
Rev. and mgmt. funds	238	147	1,949	n/a	n/a	n/a	n/a	n/a	813	34
Trust and receipts	-469	-335	-569	-326	-246	-361	-503	-242	-466	-446
<b>Total</b>	<b>120,877</b>	<b>115,388</b>	<b>107,342</b>	<b>95,946</b>	<b>89,584</b>	<b>82,576</b>	<b>80,556</b>	<b>77,856</b>	<b>76,387</b>	<b>75,829</b>
<b>Percentage real growth</b>										
Military personnel	-2.1	-1.9	-0.1	-8.8	-9.7	-12.0	5.3	-3.7	-3.4	-2.2
Operations and maintenance	3.7	-1.8	4.1	-19.2	-5.5	7.7	-0.9	-6.5	-5.6	0.0
Procurement	11.6	-5.5	-22.9	-5.5	-8.1	-20.2	-8.4	-7.5	-9.9	7.2
RDT&E	-3.4	-11.6	-12.9	2.8	-1.3	-9.1	-3.8	3.5	10.9	-1.4
Military construction	-1.7	-2.9	-25.2	5.0	-13.9	44.7	-48.5	55.1	20.0	-9.5
Family housing	6.9	-8.9	-2.3	22.8	6.6	-25.4	17.8	-0.3	-0.7	-3.7
<b>Total</b>	<b>3.0</b>	<b>-4.5</b>	<b>-7.0</b>	<b>-10.6</b>	<b>-6.6</b>	<b>-7.8</b>	<b>-2.4</b>	<b>-3.4</b>	<b>-1.9</b>	<b>-0.7</b>

Totals may not sum due to rounding.







# Equipment

## Aircraft Type, Total Active Inventory, and Primary Aircraft Inventory

(As of Sept. 30, 1997)

**Total Active Inventory (TAI):** aircraft assigned to operating forces for mission, training, test, or maintenance. Includes primary, backup, and attrition aircraft. **Primary Aircraft Inventory (PAI):** aircraft assigned to meet Primary Aircraft Authorization (PAA).

### Aircraft per Active Duty USAF Squadron

(As of Sept. 30, 1997)

Aircraft Type	Number
A/OA-10	6, 12, or 17
B-1B	6, 10, or 18
B-2	8
B-52	8 or 12
C-5	16
C-9A	3-11
C-17	12
C-130	8, 10, 12, 13, 14, or 16
AC-130	6 or 10
EC-130H	5
HC-130P/N	4-10
MC-130	4-12
MH-53J	5 or 22
MH-60G	8
KC-10A	9 or 10
KC-135	8-12
C-141B	14 or 16
E-3	2 or 7
F-4	3
F-15	18
F-15E	18 or 24
F-16	18 or 24
EF-111A	24
F-117A	18
HH-60G	4, 5, or 8

For some types of aircraft, squadrons vary in size, as shown here.

Type	TAI	PAI
<b>Bomber</b>		
B-1	77	36
B-2	20	8
B-52	85	49
<b>Total</b>	<b>182</b>	<b>93</b>
<b>Cargo/transport</b>		
C-5	81	70
C-9	23	22
C-12	34	28
C-17	34	31
C-20	13	12
C-21	76	73
C-23	3	3
C-27	7	7
C-130	197	166
C-135	4	3
C-137	5	5
C-141	139	111
NC-130	4	2
NC-141	2	2
NT-39	2	2
VC-25	2	2
<b>Total</b>	<b>626</b>	<b>539</b>
<b>Electronic warfare/combat</b>		
EF-111	33	12
<b>Total</b>	<b>33</b>	<b>12</b>
<b>Fighter/attack</b>		
A-10	130	117
OA-10	90	69
F-4E	3	3
F-15	617	518
F-16	802	666
F-117	54	47
YF-15	1	0
YF-117	3	3
<b>Total</b>	<b>1,700</b>	<b>1,423</b>
<b>Helicopter</b>		
HH-1	6	4
HH-60	49	39
TH-53	6	4
UH-1	64	45
<b>Total</b>	<b>125</b>	<b>92</b>
<b>Reconnaissance/battle management/C<sup>3</sup>I</b>		
E-3	32	26

Type	TAI	PAI
E-4	4	3
E-8	2	2
EC-18	4	4
EC-130	22	16
EC-135	14	10
EC-137	1	0
OC-135	2	2
RC-135	19	14
RQ-1	2	1
U-2	31	27
WC-135	2	0
<b>Total</b>	<b>135</b>	<b>105</b>
<b>Special Operations Forces</b>		
AC-130	21	16
MC-130	53	46
MH-53	40	35
MH-60	10	9
<b>Total</b>	<b>124</b>	<b>106</b>
<b>Tanker</b>		
HC-130	9	9
KC-10	59	54
KC-135	255	228
NKC-135	2	2
<b>Total</b>	<b>325</b>	<b>293</b>
<b>Trainer</b>		
AT-38	94	62
T-1	179	86
T-3	110	103
T-37	419	272
T-38	377	235
T-39	1	1
T-41	3	3
T-43	11	11
C-18	2	0
C-135	2	2
G-3	3	2
G-4	14	10
G-7	9	8
G-9	4	4
G-10	1	1
G-11	2	2
U-2RT/ST	4	4
UV-18	3	2
<b>Total</b>	<b>1,238</b>	<b>808</b>
<b>Total active duty</b>	<b>4,488</b>	<b>3,471</b>

## ICBMs and Spacecraft in Service

Type of system	FY91	FY92	FY93	FY94	FY95	FY96	FY97
Minuteman II ICBM	450	375	0	0	0	0	0
Minuteman III ICBM	500	500	500	500	530	530	530
Peacekeeper ICBM	50	50	50	50	50	50	50
<b>Total ICBMs</b>	<b>1,000</b>	<b>925</b>	<b>550</b>	<b>550</b>	<b>580</b>	<b>580</b>	<b>580</b>
DMSP satellite	2	2	2	2	3	2	2
DSCS satellite	5	5	5	5	5	5	5
DSP satellite (data classified)	—	—	—	—	—	—	—
GPS satellite	16	19	24	24	25	26	26
Milstar	—	—	—	1	2	2	2
<b>Total satellites</b>	<b>23</b>	<b>26</b>	<b>31</b>	<b>32</b>	<b>35</b>	<b>35</b>	<b>35</b>

**DMSP:** Defense Meteorological Satellite Program    **DSCS:** Defense Satellite Communications System    **DSP:** Defense Support Program    **GPS:** Global Positioning System  
 Satellite data show the number of satellites that are mission capable.

## Total Number of USAF Aircraft in Service and Flying Hours

Type of aircraft	FY91	FY92	FY93	FY94	FY95	FY96	FY97
Bomber	290	248	225	178	183	185	177
Tanker	539	478	391	326	325	314	310
Fighter/interceptor/attack	2,497	2,000	1,848	1,781	1,750	1,637	1,631
Reconnaissance/electronic warfare	303	238	241	225	318	257	252
Cargo/transport	812	794	749	733	690	654	612
Search & rescue (fixed wing)	32	56	84	34	12	9	9
Helicopter (includes rescue)	213	206	203	189	123	174	178
Trainer	1,415	1,313	1,150	1,188	1,205	1,193	1,234
Utility/observation/other	88	89	95	107	104	98	98
<b>Total active duty</b>	<b>6,189</b>	<b>5,422</b>	<b>4,986</b>	<b>4,761</b>	<b>4,710</b>	<b>4,521</b>	<b>4,501</b>
Air National Guard	1,793	1,694	1,653	1,586	1,461	1,426	1,375
AFRC	528	524	543	468	462	447	454
<b>Total active duty, ANG, and AFRC</b>	<b>8,510</b>	<b>7,640</b>	<b>7,182</b>	<b>6,815</b>	<b>6,633</b>	<b>6,394</b>	<b>6,330</b>
Total aircraft, including foreign-government-owned	8,603	7,733	7,276	7,028	6,725	6,476	6,412
<b>Flying hours (in thousands)</b>							
USAF active duty	2,551	2,195	1,993	1,750	1,709	1,657	1,680
Air National Guard	458	441	442	412	403	380	375
AFRC	157	154	149	155	141	144	150
<b>Total flying hours</b>	<b>3,166</b>	<b>2,790</b>	<b>2,584</b>	<b>2,317</b>	<b>2,253</b>	<b>2,181</b>	<b>2,205</b>

## Air Defense Unit Fin Flashes

Description	Aircraft	Unit and Location
<b>Air National Guard Units</b>		
Minuteman over Massachusetts .....	F-15A/B .....	102d FW, Otis ANGB, Mass.
Red stripe with "Happy Hooligans" logo .....	F-16A/B .....	119th FW, Hector IAP, N.D.
Dark gray bison's skull against prairie/mountain profile .....	F-16A/B .....	120th FW, Great Falls IAP, Mont.
Subdued hawk with banner in talons .....	F-15A/B .....	123d FS (142d FW), Portland IAP, Ore.
Gray lightning bolt .....	F-15A/B .....	125th FW, Jacksonville IAP, Fla.
Black falcon with talons extended and "California" logo .....	F-16A/B .....	144th FW, Fresno Air Terminal, Calif.
Texas star on subdued jagged stripes with "Houston" logo .....	F-16A/B .....	147th FW, Ellington Field, Texas
Stars of Little Dipper constellation and "Duluth" logo .....	F-16A/B .....	148th FW, Duluth IAP, Minn.
Black falcon with "Vermont" on subdued stripe .....	F-16A/B .....	158th FW, Burlington IAP, Vt.
Stylized "Jersey Devil" and "New Jersey" logo .....	F-16A/B .....	177th FW, Atlantic City Airport, N.J.
<b>Air Defense Training Units (ANG)</b>		
Subdued eagle and "Oregon" logo .....	F-16A/B .....	114th FS (173d FW), Klamath Falls IAP, Ore.
Starburst state flag and "Arizona" logo .....	F-16A/B .....	162d FW, Tucson IAP, Ariz.

## USAF Flying Squadrons by Mission Type

	FY93	FY94	FY95	FY96	FY97	FY98 1st quarter
<b>Active forces</b>						
Heavy bomber.....	15	12	10	10	10	10
Air refueling.....	31	25	24	23	23	25
Strategic command & control.....	2	—	1	1	1	2
Intelligence.....	3	—	—	—	—	—
Fighter.....	61	53	54	54	54	47
Reconnaissance.....	0	0	4	4	4	0
Electronic warfare.....	3	4	3	3	3	3
Special Operations Forces.....	11	16	15	16	16	13
Ground theater air control.....	9	5	5	5	5	8
Airborne theater air control.....	5	7	7	7	9	8
Weather.....	1	—	—	1	—	—
Rescue.....	8	6	6	7	7	7
Theater airlift.....	12	11	12	12	13	11
Long-range airlift.....	21	16	15	15	17	20
Special mission.....	2	2	2	2	2	2
Aeromedical airlift.....	3	3	3	3	3	3
ICBM.....	19	19	14	14	14	14
Space operations.....	8	6	9	10	10	10
Space communications.....	3	3	3	2	1	1
Space warning.....	7	10	11	9	8	8
Space surveillance.....	9	7	9	7	6	6
Space launch.....	3	5	5	5	5	5
Range.....	3	2	2	2	2	2
<b>Total.....</b>	<b>239</b>	<b>212</b>	<b>214</b>	<b>212</b>	<b>213</b>	<b>205</b>
<b>Reserve forces</b>						
ANG Selected Reserve.....	92	89	89	87	88	88
AFRC.....	59	59	48	48	60	62
Space operations.....	1	1	1	1	1	3
<b>Total.....</b>	<b>152</b>	<b>149</b>	<b>138</b>	<b>136</b>	<b>149</b>	<b>153</b>
<b>Grand total.....</b>	<b>391</b>	<b>361</b>	<b>352</b>	<b>348</b>	<b>362</b>	<b>358</b>

## The Air National Guard Fleet

(As of Sept. 30, 1997)

	Age in Years									Average	Total number
	0-3	3-6	6-9	9-12	12-15	15-18	18-21	21-24	24+		
A-10	—	—	—	—	11	65	24	—	—	16.8	100
B-1	—	—	—	17	—	—	—	—	—	10.3	17
C-5	—	—	—	—	—	—	—	1	12	26.4	13
C-21	—	—	—	4	—	—	—	—	—	10.0	4
C-22	—	—	—	—	3	—	—	—	—	12.7	3
C-26	6	5	5	—	—	—	—	—	—	4.8	16
C-130	27	34	34	24	17	15	8	—	87	17.3	246
C-135	—	—	—	—	—	—	—	—	224	37.4	224
C-141	—	—	—	—	—	—	—	—	18	31.2	18
F-15	—	—	—	—	—	1	106	9	—	19.6	116
F-16	12	12	124	258	151	46	4	—	—	10.8	607
H-60	—	7	10	—	—	—	—	—	—	6.7	17
<b>Total</b>	<b>45</b>	<b>58</b>	<b>173</b>	<b>303</b>	<b>182</b>	<b>127</b>	<b>142</b>	<b>10</b>	<b>341</b>	<b>17</b>	<b>1,381</b>
Percent <sup>a</sup>	3	4	13	22	13	9	10	0.7	25		

<sup>a</sup>Percentages have been rounded.



## The Active Duty Fleet

(As of Sept. 30, 1997)

	Age in Years										Total number
	0-3	3-6	6-9	9-12	12-15	15-18	18-21	21-24	24+	Average	
A/OA-10	—	—	—	—	50	166	4	—	—	15.8	220
B-1	—	—	—	75	2	—	—	—	—	10.3	77
B-2	11	6	3	—	—	—	—	—	—	3.3	20
B-52	—	—	—	—	—	—	—	—	85	35.8	85
C-5	—	—	11	39	—	—	—	—	31	15.8	81
C-9	—	—	—	—	—	—	—	3	20	26.5	23
KC-10	—	—	1	23	24	11	—	—	—	12.7	59
C-12	—	—	—	4	8	—	5	17	—	18	34
C-17	18	15	1	—	—	—	—	—	—	2.7	34
C-18 <sup>a</sup>	—	2	—	—	—	4	—	—	—	11.4	6
C-20	1	1	—	8	3	—	—	—	—	9.9	13
C-21	—	—	—	4	72	—	—	—	—	12.7	76
C-23	—	—	—	—	3	—	—	—	—	12.9	3
C-25	—	—	2	—	—	—	—	—	—	6.9	2
C-27	—	5	2	—	—	—	—	—	—	5.4	7
C-130 <sup>b</sup>	3	17	14	18	1	—	8	53	192	25.1	306
C-135 <sup>b</sup>	—	—	—	—	—	—	—	—	300	35.7	300
C-137 <sup>b</sup>	—	1	—	1	1	—	—	—	3	21.3	6
C-141 <sup>b</sup>	—	—	—	—	—	—	—	—	141	31.0	141
E-3	—	—	—	—	5	9	14	4	—	17.8	32
E-4	—	—	—	—	—	—	—	2	2	23.3	4
E-8	2	—	—	—	—	—	—	—	—	1.2	2
F-4	—	—	—	—	—	—	—	—	3	27.9	3
F-15	—	73	133	96	106	170	38	1	1	11.9	618
F-16	42	228	340	128	49	9	6	—	—	7.1	802
EF-111	—	—	—	—	—	—	—	—	33	29.2	33
F-117 <sup>c</sup>	—	—	57	—	—	—	—	—	—	6.4	57
G-3	—	—	3	—	—	—	—	—	—	6.6	3
G-4	4	—	1	1	1	3	4	—	—	12.0	14
G-7	—	—	—	4	5	—	—	—	—	12.0	9
G-9	—	—	—	4	—	—	—	—	—	10.6	4
G-10	1	—	—	—	—	—	—	—	—	2.6	1
G-11	2	—	—	—	—	—	—	—	—	2.2	2
H-1	—	—	—	—	—	—	—	—	70	26.5	70
H-53	—	—	1	5	—	—	—	3	37	24.9	46
H-60	—	15	25	9	10	—	—	—	—	8.4	59
RQ-1	2	—	—	—	—	—	—	—	—	0.9	2
T-1	90	89	—	—	—	—	—	—	—	2.9	179
T-3	78	32	—	—	—	—	—	—	—	2.6	110
T-37	—	—	—	—	—	—	—	—	419	34.2	419
T-38	—	—	—	—	—	—	—	—	471	30.2	471
T-39	—	—	—	—	—	—	—	—	3	36.6	3
T-41	—	—	—	—	—	—	—	—	3	27.5	3
T-43	—	—	—	—	—	—	—	9	2	23.5	11
U-2	—	—	3	8	13	1	—	—	3	13.6	28
UV-18	1	—	—	—	—	—	2	—	—	13.5	3
<b>Total</b>	<b>255</b>	<b>484</b>	<b>597</b>	<b>427</b>	<b>353</b>	<b>373</b>	<b>81</b>	<b>92</b>	<b>1,819</b>	<b>18.8</b>	<b>4,481</b>
<b>Percent<sup>d</sup></b>	<b>6</b>	<b>11</b>	<b>13</b>	<b>10</b>	<b>8</b>	<b>8</b>	<b>2</b>	<b>2</b>	<b>41</b>		

<sup>a</sup>Includes EC-18.

<sup>b</sup>Includes all types.

<sup>c</sup>Includes YF-117.

<sup>d</sup>Percentages have been rounded.

## The Air Force Reserve Command Fleet

(As of Sept. 30, 1997)

	Age in Years										Total number
	0-3	3-6	6-9	9-12	12-15	15-18	18-21	21-24	24+	Average	
A-10	—	—	—	—	1	47	3	—	—	17.0	51
B-52	—	—	—	—	—	—	—	—	9	35.5	9
C-5	—	—	—	—	—	—	—	1	31	26.3	32
C-130	15	17	15	24	7	1	—	—	61	18.2	140
C-135	—	—	—	—	—	—	—	—	72	36.8	72
C-141	—	—	—	—	—	—	—	—	48	30.9	48
F-16	—	—	17	53	1	—	—	—	—	9.8	71
H-60	—	—	23	—	—	—	—	—	—	7.1	23
<b>Total</b>	<b>15</b>	<b>17</b>	<b>55</b>	<b>77</b>	<b>9</b>	<b>48</b>	<b>3</b>	<b>1</b>	<b>221</b>	<b>21.5</b>	<b>446</b>
<b>Percent<sup>a</sup></b>	<b>3</b>	<b>4</b>	<b>12</b>	<b>17</b>	<b>2</b>	<b>11</b>	<b>0.7</b>	<b>—</b>	<b>50</b>		

<sup>a</sup>Percentages have been rounded.

## USAF Aircraft Tail Markings

Code	Aircraft	Unit, Location, and Command	Code	Aircraft	Unit, Location, and Command
AC	F-16C/D	177th FW, Atlantic City IAP, N.J. (ANG)	MI	F-16C/D	127th Wing, Selfridge ANGB, Mich. (ANG)
AF	Various	34th OG, USAF Academy, Colo.	MM	UH-1N	341st SPW, Malmstrom AFB, Mont. (AFSPC)
AK	F-15C/D/E, C-130H, C-12F/J, E-3B	3d Wing, Elmendorf AFB, Alaska (PACAF)	MN	C-130	133d AW, Minneapolis–St. Paul IAP/ARS, Minn. (ANG)
AL	F-16C/D	354th FW, Eielson AFB, Alaska (PACAF)	MO	B-1B, F-15C/D/E, F-16C/D, KC-135R	366th Wing, Mountain Home AFB, Idaho (ACC)
AN	F-16C/D	187th FW, Dannelly Field, Ala. (ANG)	MT	B-52H	5th BW, Minot AFB, N.D. (ACC)
AV	C-130H, HC-130, HH-60G	176th Wing, Anchorage, Alaska (ANG)	UH-1N		91st SPW, Minot AFB, N.D. (AFSPC)
AZ	F-16C/D	31st FW, Aviano AB, Italy (USAFE)	MY	A/OA-10A, F-16C/D, HC-130, HH-60G	347th Wing, Moody AFB, Ga. (ACC)
BB	F-16A/B/C/D	162d FW, Tucson IAP, Ariz. (ANG)	NC	C-130H	145th AW, Charlotte/Douglas IAP, N.C. (ANG)
BC	U-2R/S, T-38A	9th RW, Beale AFB, Calif. (ACC)	NM	F-16C/D	150th FW, Kirtland AFB, N.M. (ANG)
BD	A/OA-10A	110th FW, W.K. Kellogg Airport, Mich. (ANG)	NO	A/OA-10A	926th FW, NAS JRB New Orleans, La. (AFRC)
BD	A/OA-10A, B-52H	917th Wing, Barksdale AFB, La. (AFRC)	NV	C-130E	152d AW, Reno/Tahoe IAP, Nev. (ANG)
CA	HH-60G, HC-130P	129th Rescue Wing, Moffett Federal Airfield, Calif. (ANG)	NY	F-16C/D	174th FW, Syracuse Hancock IAP, N.Y. (ANG)
CB	T-37B, AT-38B, T-38A, T-1A	14th FTW, Columbus AFB, Miss. (AETC)	OF	Various	55th Wing, Offutt AFB, Neb. (ACC)
CC	F-16C/D	27th FW, Cannon AFB, N.M. (ACC)	OH	F-16C/D	178th FW, Springfield–Beckley MAP, Ohio (ANG)
CI	C-130E	146th AW, Channel Islands ANGB, Calif. (ANG)	C-130H		179th AW, Mansfield Lahm Airport, Ohio (ANG)
CO	F-16C/D	140th Wing, Buckley ANGB, Colo. (ANG)	F-16C/D		180th FW, Toledo Express Airport, Ohio (ANG)
CT	A/OA-10A	103d FW, Bradley IAP, Conn. (ANG)	OK	F-16C/D	138th FW, Tulsa IAP, Okla. (ANG)
DC	F-16C/D	113th Wing, Andrews AFB, Md. (ANG)	E-3B/C		552d ACW, Tinker AFB, Okla. (ACC)
DE	C-130H	166th AW, New Castle County Airport, Del. (ANG)	C-130H		137th AW, Will Rogers World Airport, Okla. (ANG)
DM	A/OA-10A, EC-130E/H	355th Wing, Davis–Monthan AFB, Ariz. (ACC)	OS	A/OA-10A, F-16C/D, C-12J	51st FW, Osan AB, South Korea (PACAF)
DR	HH-60G	939th Rescue Wing, Davis–Monthan AFB, Ariz. (AFRC)	OT	A-10, F-15A/C/E, F-16C/D, F-117 HH-60	53d Wing, Eglin AFB, Fla., and Nellis AFB, Nev. (ACC)
DY	B-1B	7th BW, Dyess AFB, Texas (ACC)	PA	A/OA-10A	111th FW, Willow Grove ARS, Pa. (ANG)
ED	Various	412th TW, Edwards AFB, Calif. (AFMC)	PD	HC-130P, HH-60G, C-130E	939th Rescue Wing, Portland IAP, Ore. (AFRC)
EG	F-15C	33d FW, Eglin AFB, Fla. (ACC)	PR	C-130E	156th AW, Luis Muniz Marin IAP, Puerto Rico (ANG)
EL	B-1B	28th BW, Ellsworth AFB, S.D. (ACC)	RA	AT-38B, T-1A,	12th FTW, Randolph AFB and Hondo Airport, T-3A, T-37B, T-38A, Texas (AETC), US Air Force Academy, Colo. T-43A
EN	T-37B, T-38A, AT-38B	80th FTW, Sheppard AFB, Texas (AETC)	RI	C-130E	143d AW, Quonset State Airport, R.I. (ANG)
ET	F-15A/B/C/D/E, F-16A/B/C/D, A-10A, UH-1N	46th TW, Eglin AFB, Fla. (AFMC)	RS	C-130E	86th AW, Ramstein AB, Germany (USAFE)
FC	UH-1N	336th TRG, Fairchild AFB, Wash. (AETC)	SA	F-16C/D	149th FW, Kelly AFB, Texas (ANG)
FE	UH-1N	90th SPW, F.E. Warren AFB, Wyo. (AFSPC)	SI	F-16C/D	183d FW, Capital MAP, Ill. (ANG)
FF	F-15C/D	1st FW, Langley AFB, Va. (ACC)	SJ	F-15E	4th FW, Seymour Johnson AFB, N.C. (ACC)
FL	C-130E, HC-130N/P, HH-60G	939th Rescue Wing, Patrick AFB, Fla. (AFRC)	SL	F-15A/B	131st FW, Lambert–St. Louis IAP, Mo. (ANG)
FM	F-16C	482d FW, Homestead ARB, Fla. (AFRC)	SP	A/OA-10A, F-15C/D, F-16C/D	52d FW, Spangdahlem AB, Germany (USAFE)
FS	F-16C/D	188th FW, Fort Smith MAP, Ark. (ANG)	SW	F-16C/D	20th FW, Shaw AFB, S.C. (ACC)
FT	A/OA-10A	23d FG, Pope AFB, N.C. (ACC)	TH	F-16C/D	181st FW, Hulman Regional Airport, Ind. (ANG)
FW	F-16C/D	122d FW, Fort Wayne IAP, Ind. (ANG)	TX	C-130H	136th AW, NAS Dallas, Texas (ANG)
GA	B-1B	116th BW, Robins AFB, Ga. (ANG)	F-16C/D		301st FW, NAS Fort Worth JRB Carswell Field, Texas (AFRC)
GA	C-130H	165th AW, Savannah IAP, Ga. (ANG)	TY	F-15C/D	325th FW, Tyndall AFB, Fla. (AETC)
GF	HH-1H	321st MG, Grand Forks AFB, N.D. (AFSPC)	VA	F-16C/D	192d FW, Richmond IAP, Va. (ANG)
HI	F-16C/D	419th FW, Hill AFB, Utah (AFRC)	VN	T-37B, T-38A, T-1A	71st FTW, Vance AFB, Okla. (AETC)
HL	F-16C/D	388th FW, Hill AFB, Utah (ACC)	WA	A-10, F-15C/D/E, F-16, HH-60, RQ-1	57th Wing, Nellis AFB, Nev. (ACC)
HO	F-117A, AT-38B, HH-60G	49th FW, Holloman AFB, N.M. (ACC)	WE	E-9A	53d Wing, Tyndall AFB, Fla. (ACC)
HT	F-4F	Luftwaffe RTU, Holloman AFB, N.M.	WI	F-16C/D	115th FW, Truax Field, Wis. (ANG)
HT	AT-38B	46th TG, Holloman AFB, N.M. (AFMC)	WM	B-2A, T-38A	509th BW, Whiteman AFB, Mo. (ACC)
HV	UH-1N	30th SPW, Vandenberg AFB, Calif. (AFSPC)	WP	F-16C/D	8th FW, Kunsan AB, South Korea (PACAF)
ID	A/OA-10A, C-130E	124th Wing, Boise Air Terminal, Idaho (ANG)	WR	E-8C	93d ACW, Robins AFB, Ga. (ACC)
IL	C-130E	182d AW, Greater Peoria Airport, Ill. (ANG)	VV	C-130H	130th AW, Yeager Airport, W.Va. (ANG)
IS	HH-60G	85th Group, NAS Keflavik, Iceland (ACC)	C-130H		167th AW, Eastern West Virginia Regional Airport/Shepherd Field, W.Va. (ANG)
IJ	F-15A/B	159th FW, NAS JRB New Orleans, La. (ANG)	VV	F-16C/D	35th FW, Misawa AB, Japan (PACAF)
KC	A/OA-10A	442d FW, Whiteman AFB, Mo. (AFRC)	WY	C-130H	153d AW, Cheyenne MAP, Wyo. (ANG)
LA	B-52H	2d BW, Barksdale AFB, La. (ACC)	XL	T-37B, T-1A, T-38A	47th FTW, Laughlin AFB, Texas (AETC)
LF	F-16A/B/C/D	56th FW, Luke AFB, Ariz. (AETC)	XP	C-130H	139th AW, Rosecrans Memorial Airport, Mo. (ANG)
LI	HC-130, HH-60G	106th Rescue Wing, Francis S. Gabreski IAP, N.Y. (ANG)	YJ	C-21A, C-130E/H, C-9, UH-1N	374th AW, Yokota AB, Japan (PACAF)
LN	F-15C/D/E	48th FW, RAF Lakenheath, UK (USAFE)	ZZ	F-15C/D, E-3B, KC-135R, HH-60G	18th Wing, Kadena AB, Japan (PACAF)
LR	F-16C/D	944th FW, Luke AFB, Ariz. (AFRC)			
MA	A/OA-10A	104th FW, Barnes MAP, Mass. (ANG)			
MD	A/OA-10A, C-130E	175th Wing, Baltimore, Md. (ANG)			

Sources: USAF and William R. Peake.